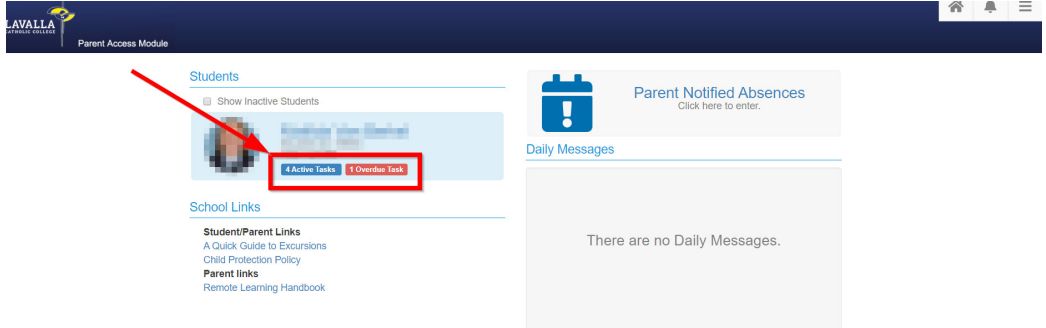


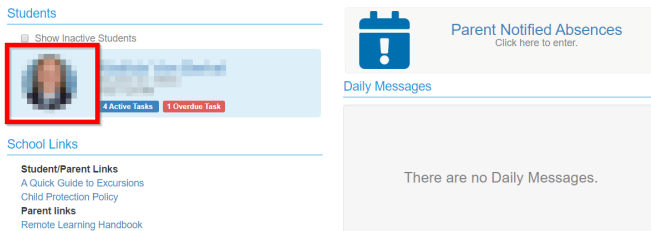
STEP 1

On the PAM landing page, you can see a quick snapshot of active and overdue learning tasks.



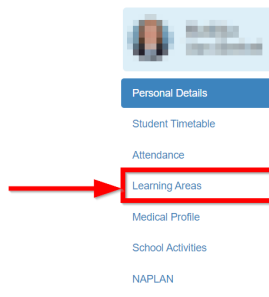
STEP 2

To get further details, click on the student photo.



STEP 3

In the side menu, select "Learning Areas".



STEP 4

This screen shows your student’s classes, active and overdue tasks.

The screenshot shows the 'Learning Areas' dashboard for a student in 2020, Semester 1. On the left is a navigation menu with options: Personal Details, Student Timetable, Attendance, Learning Areas (selected), Medical Profile, School Activities, and NAPLAN. Below the menu is a 'Select other student:' field. The main content area is titled 'Learning Areas' and includes a 'Classes' dropdown set to '2020, Semester 1'. Two summary boxes show '4 Active Tasks' and '1 Overdue Task'. Below these are five class entries, each with a task count and status: English Units 3 and 4 (3 tasks, 1 Active), Further Mathematics Units 3 and 4 (4 tasks, 1 Active), Health and Human Development Units 3 and 4 (12 tasks), Homeroom - Learner Advisor (2 tasks), and Physical Education Units 3 and 4 (3 tasks, 1 Overdue).

STEP 5

Click on a class to expand, here you can see the details and status of each task and results of completed tasks.

The screenshot shows the expanded view for 'English Units 3 and 4 (3 tasks)'. The left navigation menu is the same as in Step 4. The main content area shows a table of tasks for this class:

Task Name	Status	Completion Date	Notes
AOS1 (b) - Creative Response <small>Area of Study 1: Reading and Creating Texts</small> Assessment Task	Results withheld by the school	19th February 2020	
Learning Behaviours <small>Learning Behaviours</small> Assessment Task	Complete	12th March 2020	
The Golden Age Text Response Essay 1 <small>Area of Study 1: Reading and Creating Texts</small> Classwork Task	Not Yet Submitted	Active 22nd April 2020	